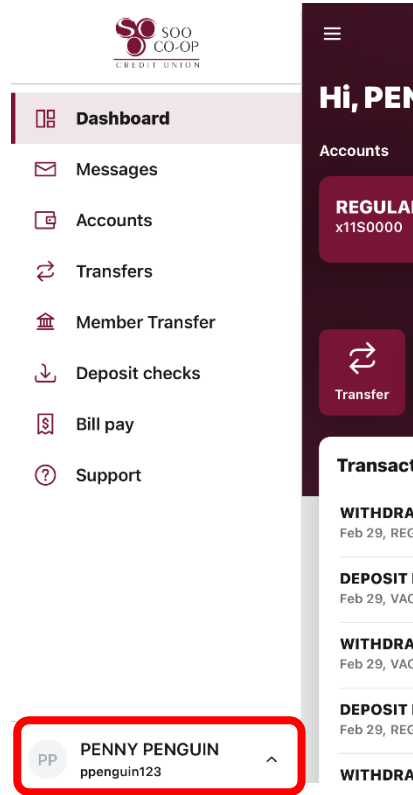


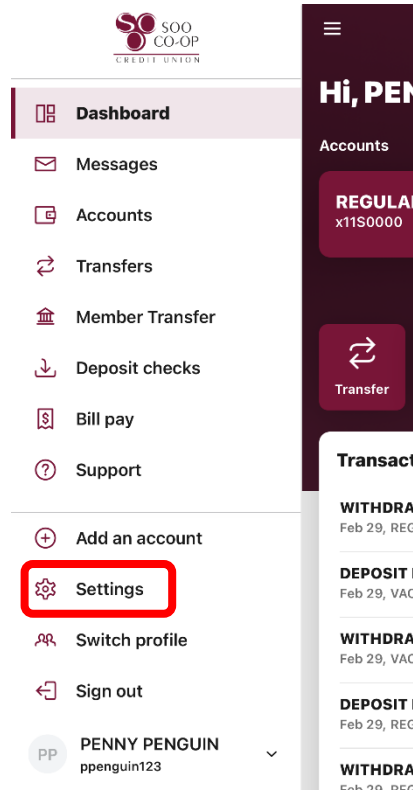


# Updating Your Username, Password, Two-Factor Authentication, and Mobile Security Settings

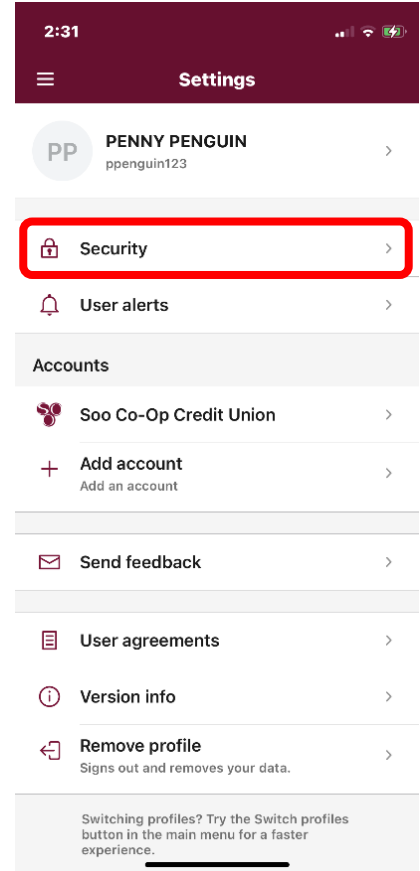
To begin, click on your profile in the bottom left corner.



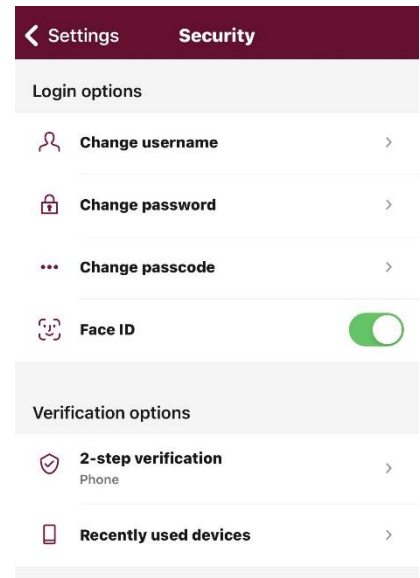
Select the "Settings" option.



Select the “Security” tab.



Here you can edit your username, password, passcodes, connected apps, 2-step verification settings, and toggle Face ID access on or off.





Under 2-Step Verification, you will then have access to remove or add verification options.

← Security **2-step verification**

**Verified methods**



**Voice or text message**

\*\*\*\*1234 Primary

Verification codes are sent by voice call.

Remove

**Add another method**



**Voice or text message**

Verification codes are sent to your phone.

Setup



**Authy**

Use the Authy app to generate a unique code to authenticate your account.

Setup



**Authenticator app**

Using a different authenticator app? We support any authenticator app using manual code entry.

Setup

See our Authentication Options Guide for more information on 2-step verification at [www.soocoop.com/digital](http://www.soocoop.com/digital)